

C390



YACHTING  PARTNERS
MALTA

183/4 Marina Street,
Pieta, PTA9042,
Malta

+356 21252727
sales@ypm.mt
www.yachtingpartners.com.mt

SEALINE C390
CHALLENGE THE
IMPOSSIBLE



LEISURE AND LUXURY HAVE A NEW HOME

LARGE BATHING PLATFORM

Dive, swim, sunbathe ... all from the extra-large bathing platform. Featuring a hydraulic lowering mechanism, it is the perfect place for relaxation.

BARBECUE BY THE SEA

The optional outdoor grill, which has been specially developed for Sealine yachts, turns each meal into an exceptional experience.

THREE CABINS ACROSS 40FT

Three double cabins and two bathrooms offer elegant living like no other – and give each person on board their own favourite spot.

ENJOY ENDLESS PANORAMIC VIEWS

The matchless glass design creates mesmerizing moments. Only Sealine delivers such a grand, spacious view in all directions.

LOTS OF AIR AND SUNLIGHT

Saloon and cockpit blend into to a charming open space. The electric sunroof and the sliding door at the helm intensify the open feeling.

SUPERB SEATING ARRANGEMENTS

The highly versatile saloon furniture includes a L-shaped sofa with chaiselongue function, a double pilot seat and a co-pilot bench.





CLASS, CLARITY, CHARACTER. THE C SAYS IT ALL.

More panorama. More sunlight. More freedom. With the Sealine C390, these aspirations take on a striking form. Every curve, every line, every surface is designed to create the most intense motor yacht experiences.





Floor-to-ceiling panoramic glass and large hull windows enchant the senses. Skylights and sliding roof panels give you the feeling of being in the open air. The Sealine C390 uses glass masterfully. And the result? A design that presents the sea in all its beautiful guises – and puts most of them in the shade.



All Sealine yachts are born of the same values. They feature wide interior spaces, amazing natural light and outstanding design with German engineering inside. Through these hallmarks, the C390 displays the true spirit of Sealine.

enjoy the
LIGHT

feel the
SPACE

combine functionality with
DESIGN





WELCOME TO THE SUNNY SIDE OF LIFE

Enjoy every ray of sunshine. Live out moments like never before. The Sealine C390 is ready for it. Behind its puristic appearance lies a level of on-board comfort that defines new standards of opulence for yachts up to 40 feet.



EXTERIOR DESIGN



The cockpit area and saloon are connected by a bifold door and tilt-up window. When both are open, you enjoy one-level living on sunny days – or panoramic views when they are closed. Surprise your guests with culinary treats from the outdoor barbecue, or indulge in some watersports from the extra-long bathing platform. And when it is time to relax, turn the cockpit into a lounge landscape. Whatever you choose, you'll revel in every moment at sea.



Enjoy a spectacular view ahead from the foredeck, which can be transformed from a sunbed into a comfortable bench in a matter of seconds. The ease with which you can reach the bow is another special feature of the Sealine C390. Simply step through the sliding glass door right by the helm seat and along the extra-wide side deck.





From sophisticated marinas to first-class architecture – the exterior appearance of the Sealine C390 guarantees a superior impression in every setting. The yacht embodies a quality of life that guests will be drawn to. And they won't be disappointed: several refrigerators, an outside grill, three seating areas and two guest cabins make it easy for you to invite your friends on board. For an unforgettable time at sea – or for a glamorous evening at anchor.



MAKING EVERY MINUTE A PRECIOUS MOMENT: THE INTERIOR

The interior design of the Sealine C390 is a combination of expressive craftsmanship and state-of-the-art precision technology – all strictly according to your style choices. Just one trip will persuade you that this is the ultimate lifestyle.



INTERIOR DESIGN



The saloon of the Sealine C390 exemplifies the idea of the all-weather yacht and represents a luxurious world of its own. Perfect all-round visibility comes courtesy of the one-piece windscreen. The versatile equipment list includes sophisticated extras, such as the extendable chaise longue. With two fridges and a fully-equipped galley, you can satisfy every culinary desire. To best appreciate the interior aesthetics, the galley can be concealed under an elegant wooden cover.



Streaking across the sea pushed by 740hp is enough to thrill anyone. That's why the Sealine C390 isn't satisfied with a double helm seat. Simply adjust a sofa back to create an additional passenger bench on the port side. That way, four of you can enjoy the impressive performance and smooth ride of your Sealine yacht.



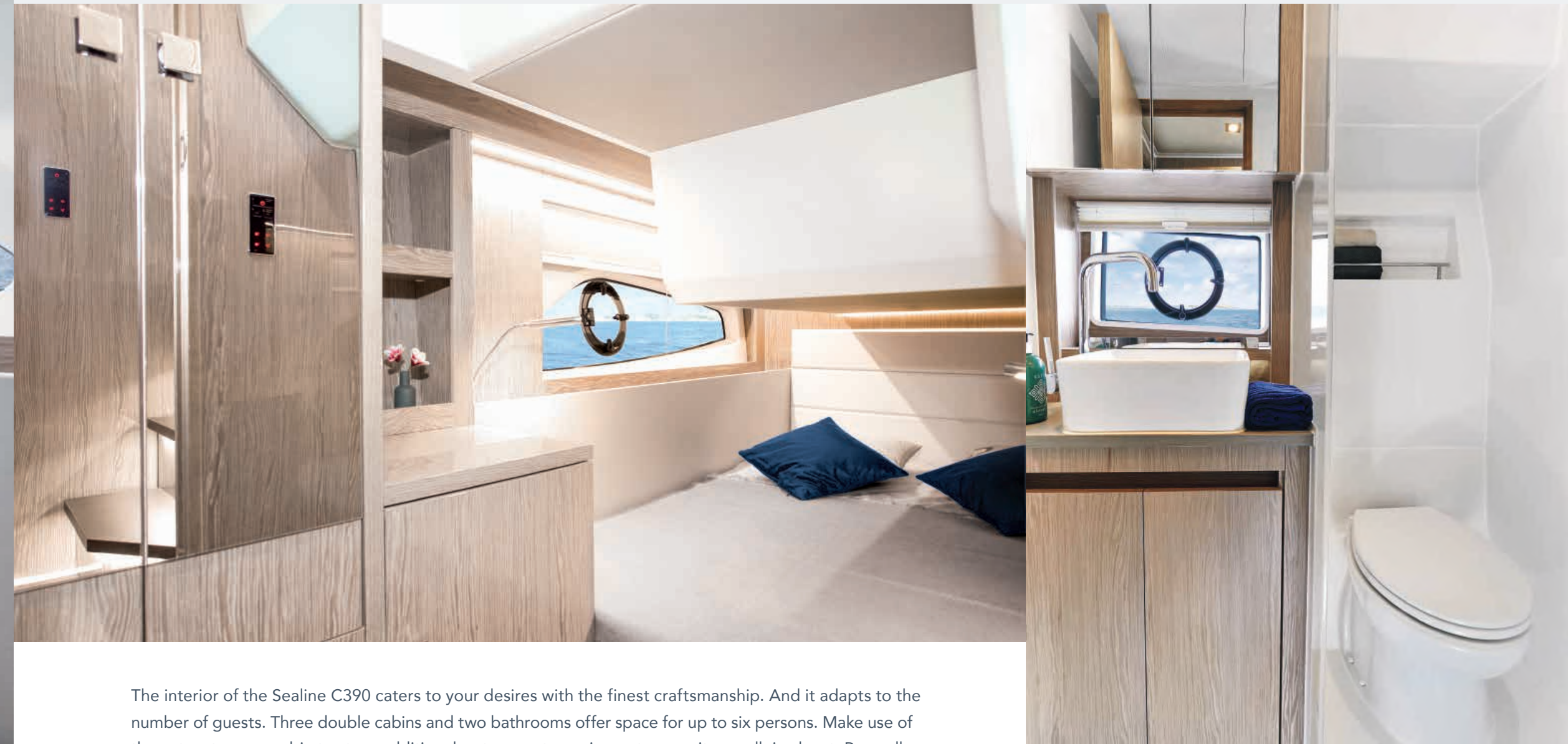


All round natural light – Sealine holds true to this signature trait even below deck. The sun's rays set off the exquisite selection of materials in the master cabin. The composition of specially designed fabrics, artfully finished woods and mirrored cabinet doors creates the perfect setting for the king-size island berth. Stow your luggage in style in the cleverly-integrated storage compartments.



The Sealine C390 offers two shower rooms below deck, with the owner naturally enjoying their own en-suite wellness area. Fine wood and ergonomically shaped designer fittings give the rooms real style. Here, every element and every material is subordinated to the overall aesthetic concept, set off by soft light.





The interior of the Sealine C390 caters to your desires with the finest craftsmanship. And it adapts to the number of guests. Three double cabins and two bathrooms offer space for up to six persons. Make use of the extra stowage cabin to store additional water sports equipment or use it as walk-in closet. Regardless of which variant you prefer: you are surrounding yourself and your loved ones with an aura of luxury.



The helm station speaks as clear a language as everything else on the Sealine C390. The controls are not only of the highest quality, but are positioned just where you intuitively expect to find them. It's the quickest way to give you a sense of absolute control over your yacht. So quick, in fact, that you might think you are one with the technology of your Sealine.





BOAT MONITOR*

- | | | | | | | |
|---------------------------------------|------------------------------------|---|--|---|---|---------------------------------------|
| FRIDGE
Turn on/off remotely | LIGHTS
Turn on/off | HATCH/DOOR SENSOR
Monitor unauthorized access | SHORE POWER
Monitor connection | ENGINE
Monitor activity | MOTION SENSOR
Collision and grounding detection | |
| FUEL TANK
Monitor level | WATER TANK
Monitor level | BATTERY BANK
Monitor level | GPS, WIND AND SPEED DATA | ANCHOR WINCH
Monitor activity | BOW THRUSTER
Monitor activity | BILGE PUMP
Monitor activity |

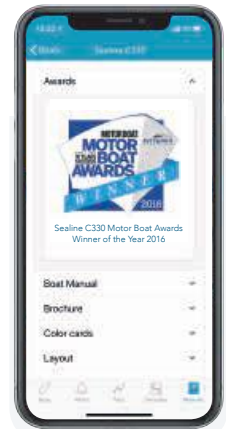
*Controlling and sensors depend on the configuration of your Sealine.

MY SEALINE SAFETY CLOUD

YOUR ENTIRE YACHT IN YOUR HAND

Everyone is talking about the digital future. But Sealine implements it – with the first cloud-based telematics system for series production motor yachts. You can access your boat's technical data and functions live via the mobile app or via the owner's area at www.sealine.com

Intelligent functions such as BoatMonitoring, eLogbook and eServicebook enable you to keep an automatic logbook, stay on top of all service dates and monitor your yacht seamlessly.



MANUALS

All manuals and instructions within one app.



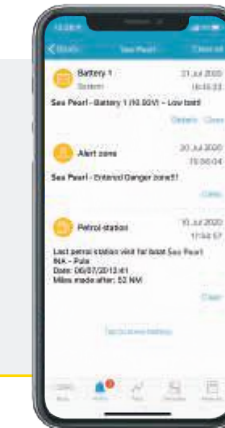
POSITION

Track your position in real-time.



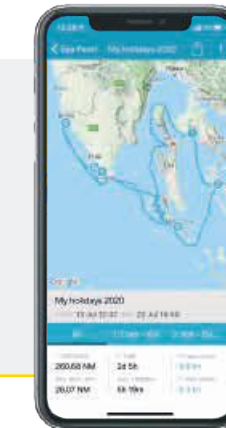
SENSORS

Monitor your charge levels and devices.



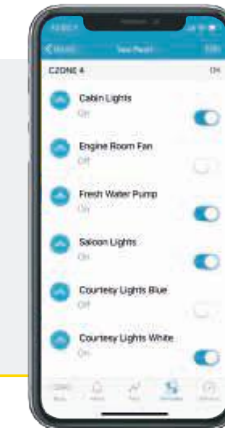
ALARMS

Push notifications on current events.



TRIP LOG

Share your cruises and track data with friends.



CONTROL

Operate your electronic devices by remote control.



LIFE REPORT

Direct contact to your dealer for quick help.

SEALINE C390

CRAFTED WITHOUT COMPROMISE

Outstanding boating characteristics are part of the Sealine experience. From the shape of the hull to the engines, we have pulled out all the stops to ensure the C390 gives you special moments on the water.

TECHNICAL DETAILS




HIGH PERFORMANCE AND LOW NOISE

Choose your engines: VOLVO PENTA D4-300 or VOLVO PENTA D6-370. Get carried away by a top speed of 34 knots and 740hp of power.




LAMINATED POWER GRID

The hull reinforcements of the Sealine C390 are elaborately laminated – giving you the advantages of a high-strength yacht with a reduced weight.



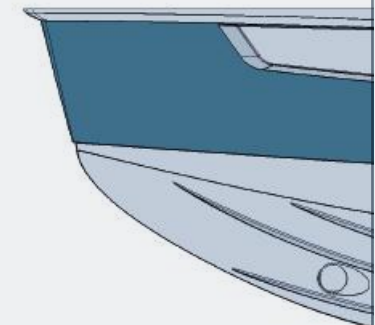
DEEP V-SHAPED HULL

The Sealine C390 has a deep-V hull that cuts sharply through the waves. This means the yacht is exceptionally stable in the water, resulting in even greater boating comfort for you.



VERTICAL STEM

The vertical stem, with its bottom corner, pierces through the waves elegantly. This, in turn, results in more comfort and higher boating pleasure.



PRINCIPAL DIMENSIONS according to ISO 8666

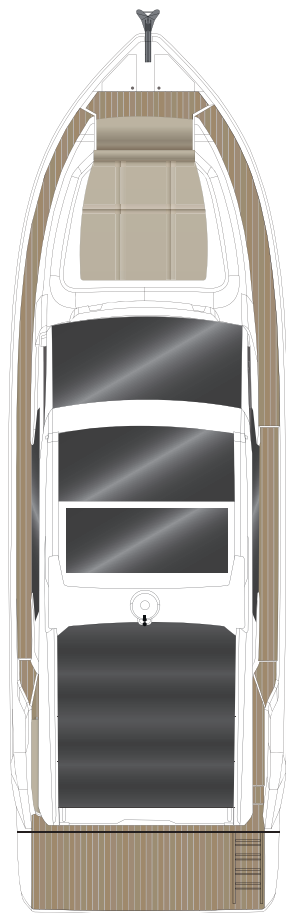
LOA	11.99 m	39' 4"
LOA – ext. platform	12.50 m	41' 0"
LH	11.00 m	36' 1"
Beam	3.85 m	12' 8"
Draught	1.08 m	3' 7"
Height above waterline inc. mast	3.80 m	12' 6"
Height above waterline excl. mast	3.20 m	10' 6"
Fuel capacity	900 l	198 UK gal
Water capacity	400 l	88 UK gal
Displacement approx.	10.52 t	10.35 UK t
Max. people on board	10	
CE Category	B - 10 / C - 14	

ENGINE STANDARD

2 x Volvo Penta D4-300 HP stern drive 27 knots*

ENGINE OPTION

2 x Volvo Penta D6-370 HP stern drive 34 knots*



ROOF



MAIN DECK

L-shaped sofa, double helmseat, bathing platform, cockpit bench

standard

D1

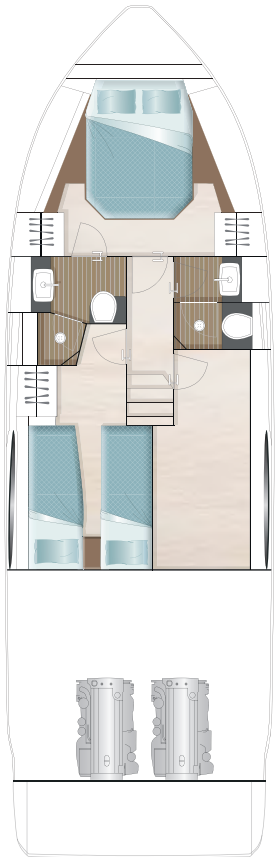


MAIN DECK

Barbecue and wetbar at the cockpit, elongated sofa with pull-out chaiselongue, cockpit bench with lowerable backrest, extra large bathing platform

option

D2



LOWER DECK

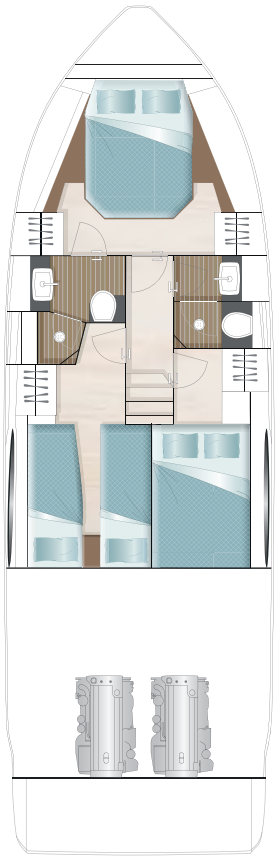
Portside double cabin with two single berths, starboard storage room

standard

B1

A1

C1



LOWER DECK

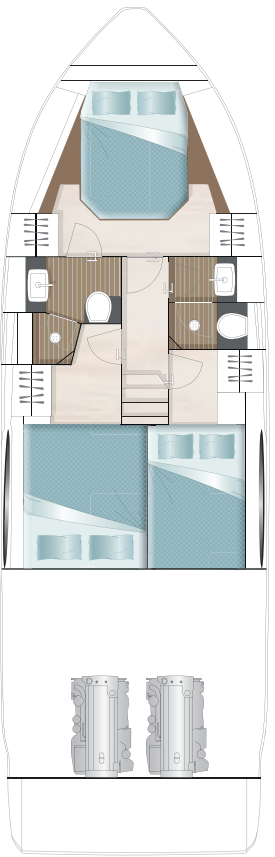
Portside cabin with two single berths, starboard cabin with double bed

option

B1

A1

C2



LOWER DECK

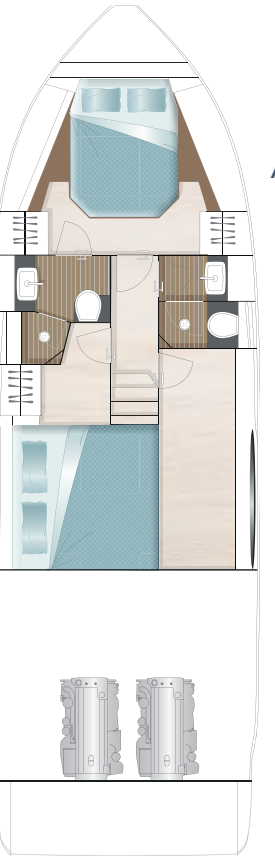
Portside cabin with queen-size double bed, starboard cabin with double bed

option

B2

A1

C2



LOWER DECK

Portside cabin with king-size double bed, starboard storage room

option

B3

A1


C3

* All performance figures are given in good faith and are intended as an indication. These figures cannot be guaranteed, as top speed is affected in particular by the cleanliness of the hull, conditions of the propellers, weight carried and air/sea temperature. Performance is related also to the optional accessories selected. Sealine reserves the right to change specifications in line with the company policy of improvement through research and development. Errors and omissions expected. Please check with your dealer for a full list of inclusions. This brochure is not contractual. The yachts depicted partly comprise special equipment not included in the standard scope of supply. Illustrations may not correspond with current versions. Subject to alterations in design and equipment without notice and errors excepted. Photos: Nico Krauss. Renderings: Alpha3. Print: EGGERSDRUCK. Artwork: smz GmbH

LIMITLESS VARIETY


MATCHLESS QUALITY

The manufacturing quality of the Sealine C390 is a multi-sensory experience. Exquisite materials spoil the eye with every glance. A subtle scent of finest leathers blends with the pleasing feel of elegant woods. Anything you see or touch was masterfully handcrafted by superb boat builders. Enjoy an exclusive atmosphere that can only be created by the perfect match of sophisticated details.



EACH SEALINE IS ONE OF A KIND

With your personal selection of colours and textures, you transform your Sealine into a unique expression. Five teak variants are available for the deck alone. We also offer special materials for cockpit seats and sun cushions. For the interior you can choose between different furniture woods, upholstery and curtains, while underfoot, select from wood or carpet.





BRAND PHILOSOPHY



GERMAN PRECISION AND PASSION FOR THE SEA. THAT'S WHAT A SEALINE IS MADE OF.

In 2013, the Sealine brand found a worthy new home on the German Baltic coast. At our shipyard in Greifswald, we have perfected the interplay between state-of-the-art manufacturing techniques and skilled employees.

The outstanding people in our team perform their work with enormous experience, a deep understanding of the customer and great dedication.

In addition, we are thrilled to cooperate with our British partner Bill Dixon. Working closely with our in-house personnel, the award-winning designer is creating a new range of innovative Sealine models.

Above all, we believe that what holds true for the experienced boater, also holds true for us as boat builders. Beyond the individual skill, there is something which genuinely binds all of us at Sealine: A great passion for the sea.



DROP ANCHOR AT SEALINE

YOUR LOCAL SEALINE DEALER IS LOOKING FORWARD TO YOUR VISIT.



SEALINE C390

CRUISER SERIES



C330



C390



C430



C530

FLYBRIDGE SERIES



F430



F530

OUTBOARD V-SERIES



S330v



C330v



C390v

SPORT SERIES



S330



S430



www.sealine.com

Sealine Ladebower Chaussee 11 D-17493 Greifswald